

DIGIMIC DLine32 Slim UTM

Under-table solution for audio line-in interface

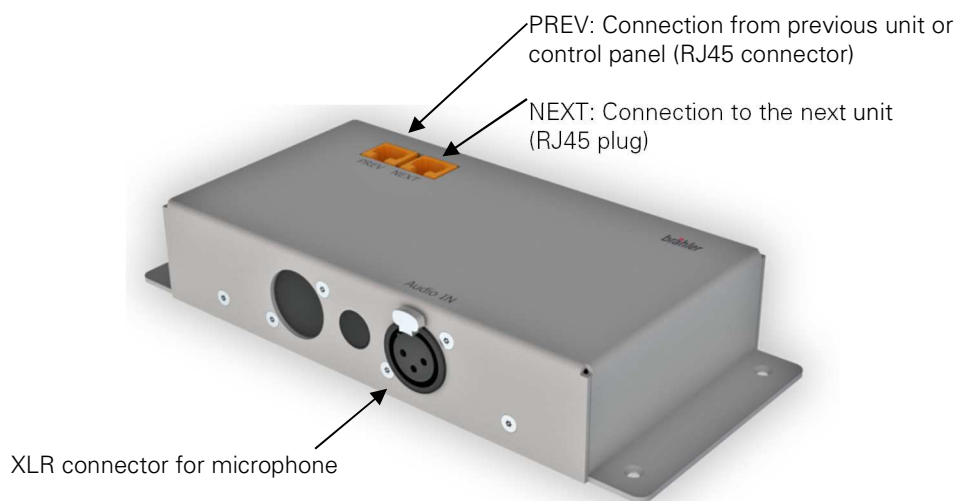
Article no.: 05.0067 / 05.0068



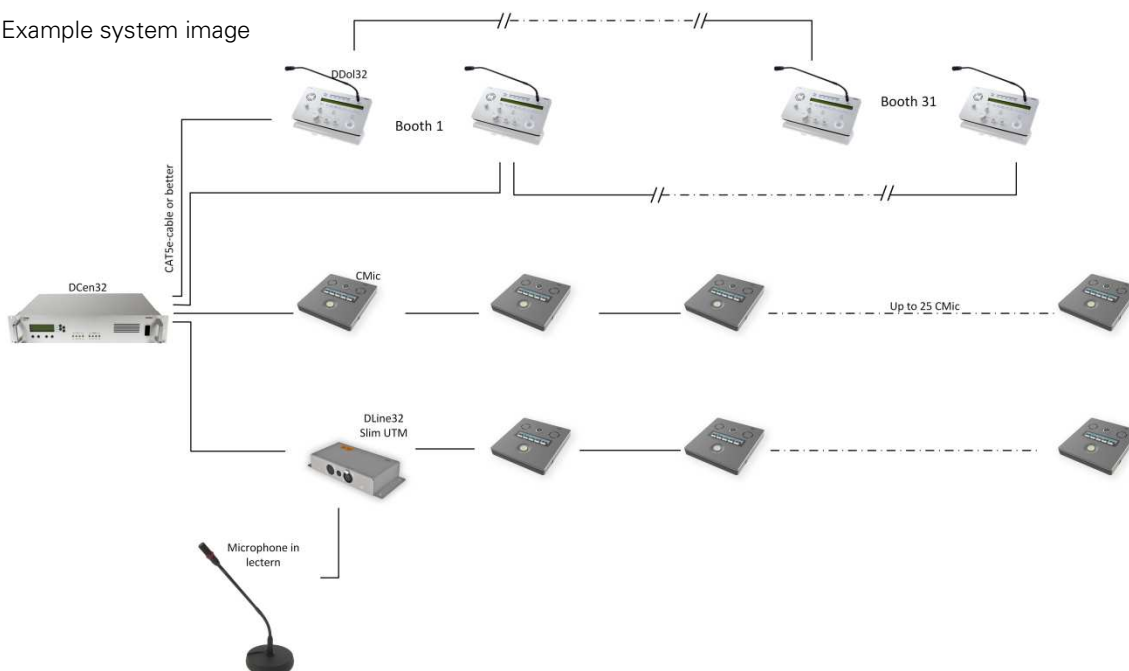
Introduction and Connectors

The DLine32 Slim UTM is a high-quality audio input device that allows you to feed an external audio source into the DIGIMIC system. The audio source is controlled by software. What makes the DLine32 Slim UTM so special is that it can be mounted in the smallest of spaces. The DLine32 Slim UTM can be mounted under a table or a lectern - only what is really needed is visible: the microphone.

The DLine32 Slim UTM is available both in a version for microphone level signals (art. no. 05.0068) and in a version for line level signals (art. no. 05.0067).



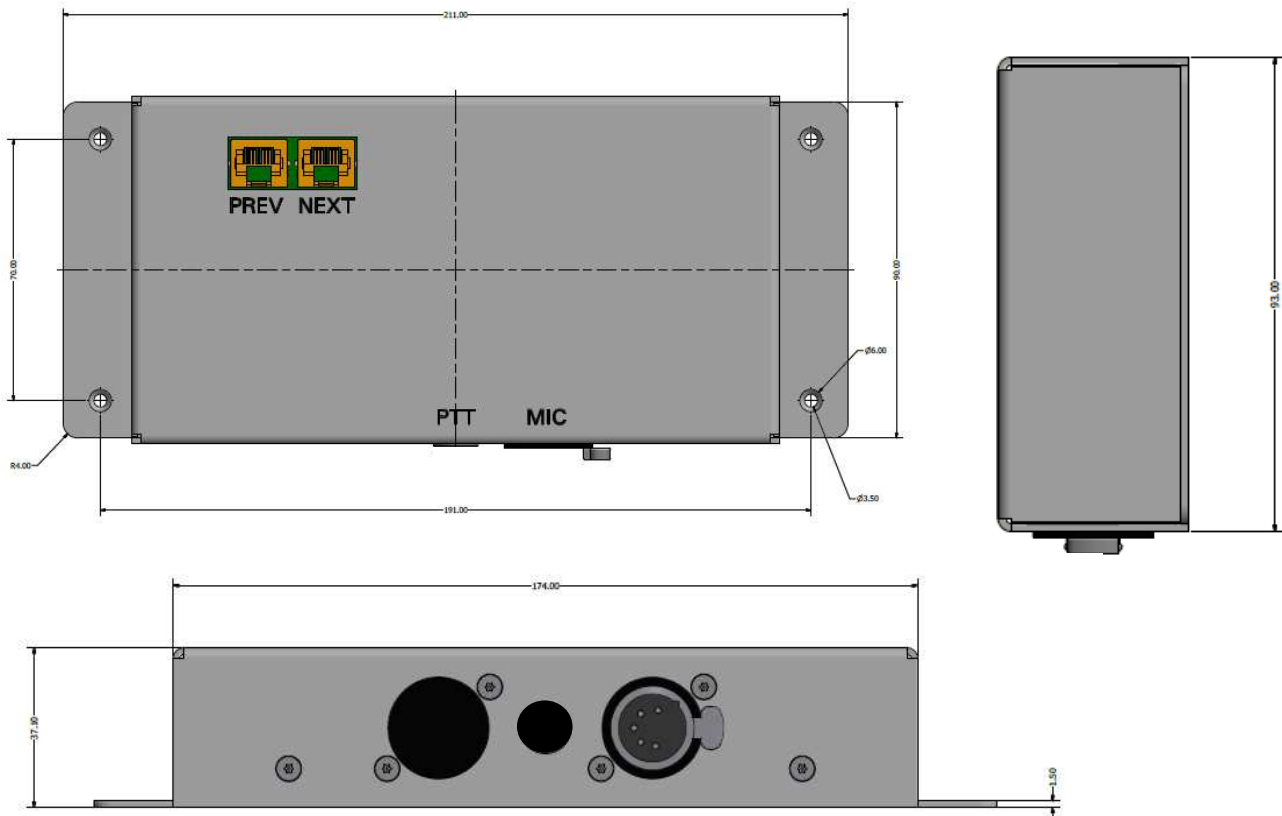
Example system image



The DLine32 Slim UTM is not allowed to be connected in a chain with the DDol unit.


Operation

The DLine32 Slim UTM is designed for installation in the smallest of places - for example under a table or on the underside of a lectern. Please refer to the following drawings for the required space. (Please note that in addition to the DLine32 Slim UTM you will also need space for plugs and cables).



Attach the DLine32 Slim UTM to its destination (drill holes specified, see pictures above). If necessary, drill holes in the destination of your microphone (e.g. for microphones in the lectern). If necessary, fasten the corresponding microphone jack in the drill holes (for drill sizes, please refer to the corresponding module).

Connect the DLine32 Slim UTM with its central unit DCen32 or a previous unit (PREV, RJ45 plug) and the following units (NEXT, RJ45 plug).



Connect the desired audio input device (e.g. wireless microphone, microphone in the lectern, etc.) via the XLR connector. The devices are immediately ready for use in the system via the DIGIMIC DLine32 Slim UTM and can be controlled via the control software MicControl or brählerOS.

The input sensitivity of the line level version is preset to approx. 700mV. It can be adjusted internally between 100mV and 1,2V. This adjustment should only be carried out by experienced specialists.

Connector assignment

The DLine32 Slim UTM has the following connector assignment as standard:



XLR 3-pol.

- 1 Cable Shield
- 2 Positive polarity (+)
- 3 Negative polarity (-)

Warnings



The connectors of the DIGIMIC DLine32 Slim UTM are only suitable for devices of the DIGIMIC family. Do not connect any other devices!



In case of faults, contact a technician, do not attempt to repair, unscrew or similar the DLine32 Slim UTM yourself

Further information about our products can be found on the Internet under:

www.braehler-systems.com

© 2019

Copyright by BRÄHLER Systems GmbH, Königswinter


All rights reserved, in particular (also in extracts) those of translation, reprinting, reproduction by copying or similar procedures.

BRÄHLER Systems reserves the right to make technical changes without prior notice.

Brähler Systems GmbH

Auf der Alten Burg 6

53639 Königswinter, Germany

 +49 2244 8414-4

sales@braehler-systems.com